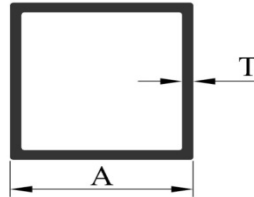
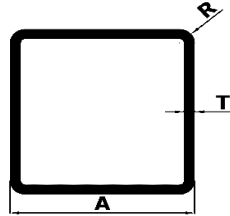


## SQUARE TUBE

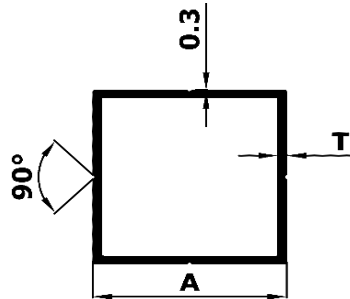


Section No.	Dimension in mm		Weight kg/M.	Weight kg12'
	A	T		
310-0020	12.00	0.50	0.062	0.225-0.275
310-0043	12.70	1.70	0.205	0.660-0.820
310-0014	17.00	0.46	0.082	0.300-0.335
310-0015*	17.00	0.52	0.092	0.335-0.350
310-0016	17.00	0.55	0.097	0.350-0.375
310-0017*	17.00	0.58	0.102	0.375-0.400
310-0018*	17.00	0.62	0.109	0.400-0.450
310-0005	19.00	1.40	0.266	0.900-1.050
310-0042	19.05	3.00	0.519	1.800-2.010
310-0027	22.00	1.50	0.337	1.135-1.465
310-0023	23.00	1.00	0.237	0.850-0.950
310-0002	25.00	0.80	0.209	0.650-0.900
310-0003	25.00	1.40	0.356	1.250-1.400
310-0021	25.00	2.00	0.496	1.810-1.910
310-0009	25.00	2.50	0.607	2.100-2.410
310-0041	25.40	3.00	0.725	9.150-10.250
310-0008	32.00	1.40	0.597	2.180-2.230
310-0011	35.00	2.00	0.712	2.500-3.000
310-0012	38.00	1.20	0.476	1.700-1.800
310-0039	38.00	1.37	0.549	2.000-2.200
310-0029	38.00	2.00	0.789	2.635-3.150
310-0006	38.00	2.40	0.922	3.360-3.460
310-0007	38.10	2.40	0.925	3.180-3.690
310-0033	38.10	3.00	1.154	3.970-4.465
310-0036	45.00	1.50	0.715	2.305-2.930
310-0001	50.00	1.20	0.632	2.095-2.600
310-0004	50.00	1.40	0.734	2.600-2.800
310-0010	50.00	2.00	1.036	3.780-3.880
310-0026	50.00	3.00	1.545	5.310-6.000
310-0022	60.00	2.00	1.256	4.325-5.070
310-0038	76.20	3.25	2.598	8.985-10.030
310-0040	87.00	2.00	1.863	6.220-7.430
310-0037	87.00	3.00	2.762	9.520-10.720
310-0030	100.00	3.15	3.399	11.730-13.140
310-0025	100.00	8.00	8.066	28.860-32.300

## SQUARE TUBE



Section No.	Dimension in mm			Weight kg/M.	Weight kg12'
	A	T	R		
310-0031	60.00	3.25	R6	1.955	6.550-7.760
310-0035	60.00	3.35	R6	2.011	7.060-7.650
310-0032	60.00	3.50	R5	2.114	7.320-8.125
310-0013	80.00	2.00	R5	1.647	6.000-6.200
310-0024	80.00	2.75	R6	2.268	7.760-8.850
310-0034	80.00	4.00	R6	3.257	11.380-12.445



Section No.	Dimension in mm			Weight kg/M.	Weight kg12'
	A	T			
310-0028	30.00	1.40		0.436	1.390-1.810