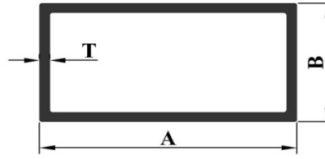
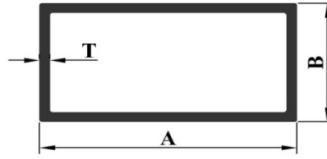


RECTANGULAR TUBE

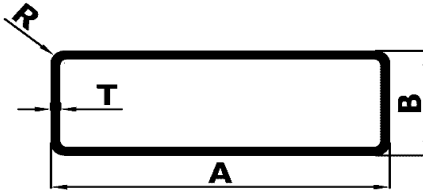


Section No.	Dimension in mm			Weight kg/M.	Weight kg/12'
	A	B	T		
360-0008	15.00	10.00	1.40	0.167	0.570-0.680
360-0043	20.00	10.00	1.50	0.222	0.710-0.915
360-0051	25.40	12.70	1.45	0.279	0.900-1.130
360-0009	30.00	15.00	2.00	0.442	1.540-1.750
360-0016	35.00	18.00	2.00	0.529	1.700-2.190
360-0025	36.00	23.00	0.62	0.193	0.700-0.750
360-0037	38.00	16.00	1.20	0.339	1.060-1.430
360-0005	38.00	25.00	0.80	0.265	0.985-1.230
360-0012	38.00	25.00	1.20	0.392	1.300-1.615
360-0036	38.10	25.40	2.00	0.652	2.160-2.600
360-0046	38.14	25.14	1.34	0.444	1.650-1.800
360-0007	40.00	20.00	1.40	0.432	1.460-1.750
360-0014	40.00	20.00	2.00	0.604	1.965-2.520
360-0033	42.00	25.00	2.00	0.690	2.305-2.745
360-0052	50.00	12.00	2.00	0.626	2.090-2.500
360-0024	50.00	20.00	2.00	0.712	2.410-2.630
360-0003	50.00	25.00	0.76	0.303	1.120-1.420
360-0006	50.00	25.00	1.40	0.545	1.840-2.210
360-0004	50.00	25.00	2.00	0.766	2.590-3.100
360-0032	50.00	30.00	3.00	1.216	4.170-4.720
360-0035	50.65	25.40	2.00	0.791	2.635-3.150
360-0050	50.80	25.40	3.00	1.137	3.920-4.410
360-0034	54.60	24.30	1.30	0.543	1.830-2.380
360-0030	60.00	20.00	2.00	0.832	2.700-3.400
360-0023	60.00	35.00	0.71	0.358	1.320-1.450
360-0022	60.00	40.00	3.00	1.598	5.320-5.990
360-0020	62.00	37.00	0.65	0.342	1.270-1.370
360-0002	63.00	38.00	0.80	0.429	1.590-1.990
360-0042	63.00	38.10	2.95	1.539	5.310-5.965
360-0013	63.50	38.10	1.80	0.952	3.280-3.790
360-0047	63.60	38.20	1.90	1.020	3.750-4.000
360-0015	70.00	20.00	2.00	0.928	2.980-3.910
360-0028	70.00	20.00	3.00	1.380	4.750-5.355
360-0053	75.00	12.00	1.50	0.680	2.200-2.780
360-0011	75.00	25.00	1.40	0.734	2.480-2.980
360-0018	75.00	25.00	2.00	1.036	3.500-4.195
360-0019	75.00	50.00	2.00	1.306	4.420-5.290
360-0049	76.20	25.40	3.00	1.548	5.325-6.000

RECTANGULAR TUBE



Section No.	Dimension in mm			Weight kg/M.	Weight kg/12'
	A	B	T		
360-0029	80.00	22.00	3.00	1.577	1.480-1.670
360-0026	80.00	35.00	3.00	1.765	6.070-6.850
360-0021	80.00	50.00	3.00	2.109	7.015-7.910
360-0041	81.00	38.00	2.90	1.799	6.185-6.990
360-0031	90.00	20.00	2.00	1.161	3.760-4.740
360-0010	100.00	25.00	1.40	0.923	3.110-3.750
360-0017	100.00	40.00	2.00	1.468	4.965-5.945
360-0038	100.00	50.00	2.00	1.600	5.340-6.370
360-0026	125.00	25.00	2.00	1.673	5.330-6.380
360-0040	125.00	75.00	2.00	2.146	7.140-8.560
360-0044	150.00	50.00	2.00	2.148	7.155-8.560
360-0045	150.00	50.00	3.00	3.189	10.980-12.370



Section No.	Dimension in mm				Weight kg/M.	Weight kg/12'
	A	B	T	R		
360-0039	73.50	25.40	2.00	3.00	1.021	3.400-4.010
360-0048	44.50	31.80	2.00	4.00	0.753	2.510-3.000